



**agriculture
& rural development**

Department:
Agriculture and Rural Development
PROVINCE OF KWAZULU-NATAL

POTATO PRODUCTION

TOGETHER WE HAVE MADE KZN A BETTER PROVINCE TO LIVE IN



www.kznrdd.gov.za

POTATO PRODUCTION

TOGETHER WE HAVE MADE KZN A BETTER PROVINCE TO LIVE IN

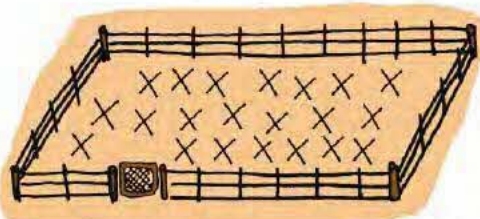
To obtain copies of this document, please contact:
Department of Agriculture and Rural Development
Executive White Building,
Communication, Corporate Services
01 Cedara Road, Cedara
Private bag X9059
Pietermaritzburg
3200
Tel: 033 343 8240
Fax: 033 343 8255
www.kzndard.gov.za

1 LAND PREPARATION




TAKE A SOIL SAMPLE TO DETERMINE LIME AND FERTILIZER REQUIREMENTS (EVERY THIRD YEAR)

MINIMUM OF 20 CORES




MIX WELL

PUT SAMPLE IN BOX AND SEND TO CEDARA



IF RECOMMENDED APPLY LIME ACCORDING TO SOIL ANALYSIS, 1 - 3 MONTHS BEFORE PLANTING



APPLY LIME

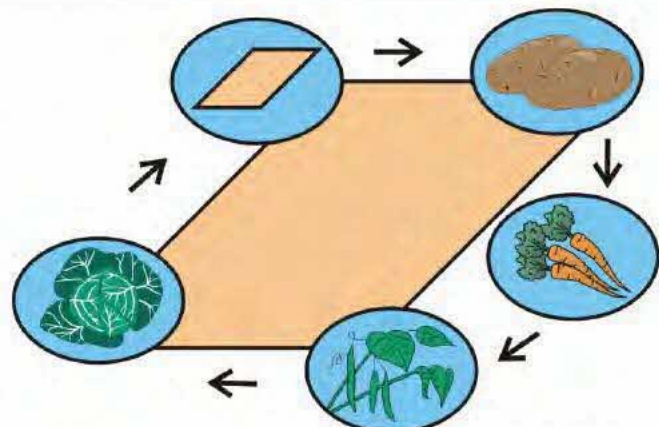


READY TO PLANT

PLOUGH OR DEEP WORK SOIL WITH A FORK OR SPADE



NEVER PLANT POTATOES EVERY YEAR IN THE SAME PLACE; PRACTICE CROP ROTATION




FERTILIZATION



**FIRST YEAR: FERTILIZE ACCORDING TO SOIL TEST,
AFTER LIME HAS BEEN APPLIED**

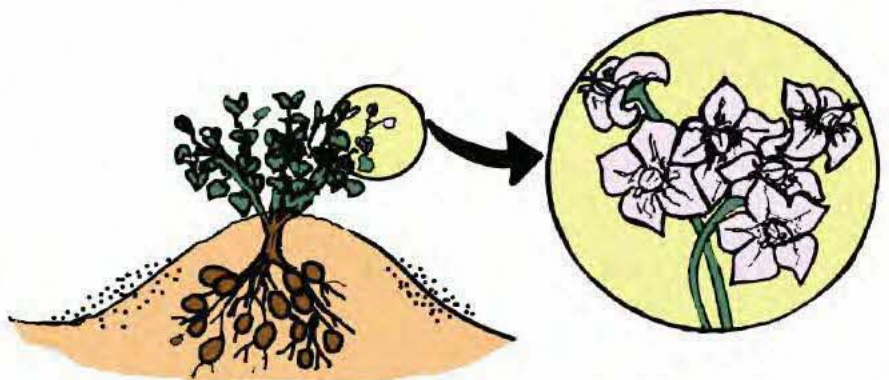


**ON DAY OF PLANTING, APPLY FERTILIZER IN
FURROW, ACCORDING TO SOIL ANALYSIS,
AND COVER LIGHTLY WITH SOIL**



APPLY LAN AT START OF FLOWERING

ONE 500ml TIN LAN / 15m

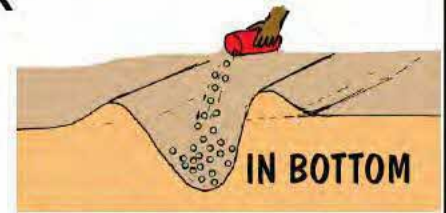
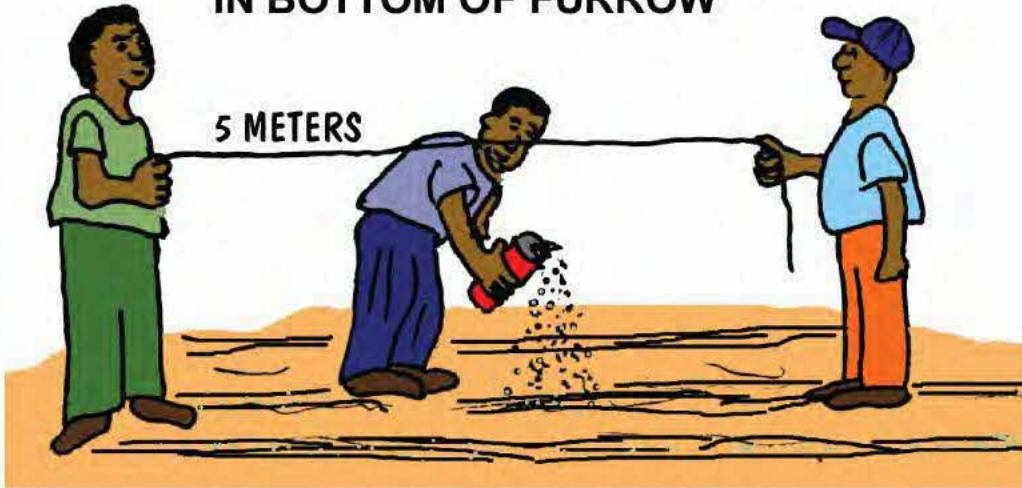


3

FERTILIZATION SECOND AND THIRD YEARS AFTER SOIL TESTING



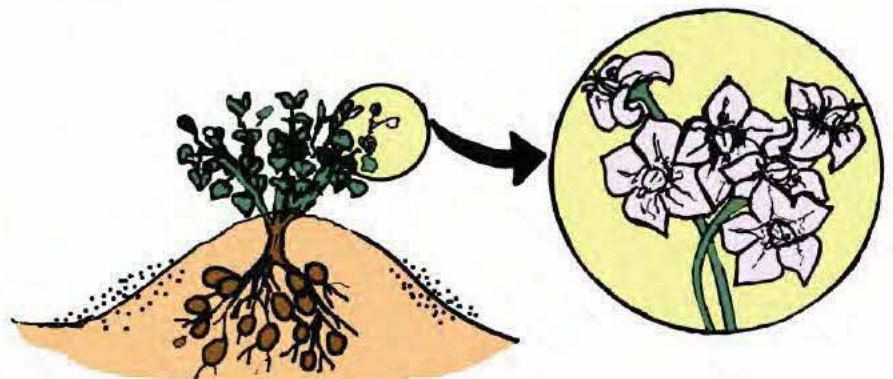
ON DAY OF PLANTING APPLY FERTILIZER:
ONE 500ml TIN 2:3:4(30) / 5m
IN BOTTOM OF FURROW



COVER FERTILIZER WITH SOIL



AT START OF FLOWERING,
APPLY LAN:
ONE 500ml TIN / 15m OF ROW



PLANTING



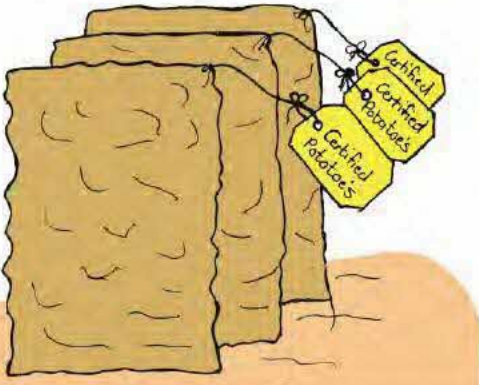
USE GOVERNMENT CERTIFIED SEED

ORDER SEED POTATOES IN MAY OR JUNE

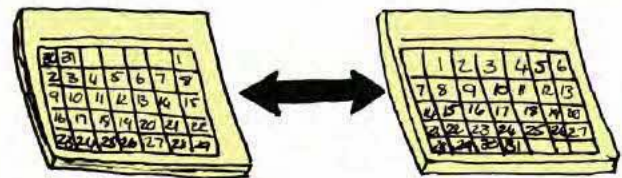
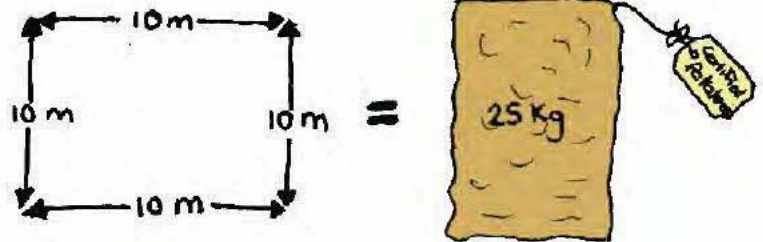

CULTIVARS TO BE USED:

- BP1.....4 months to harvest.
- Astrid.....5 months to harvest.
- Mnandi..... 5 months to harvest.

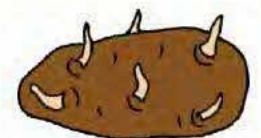
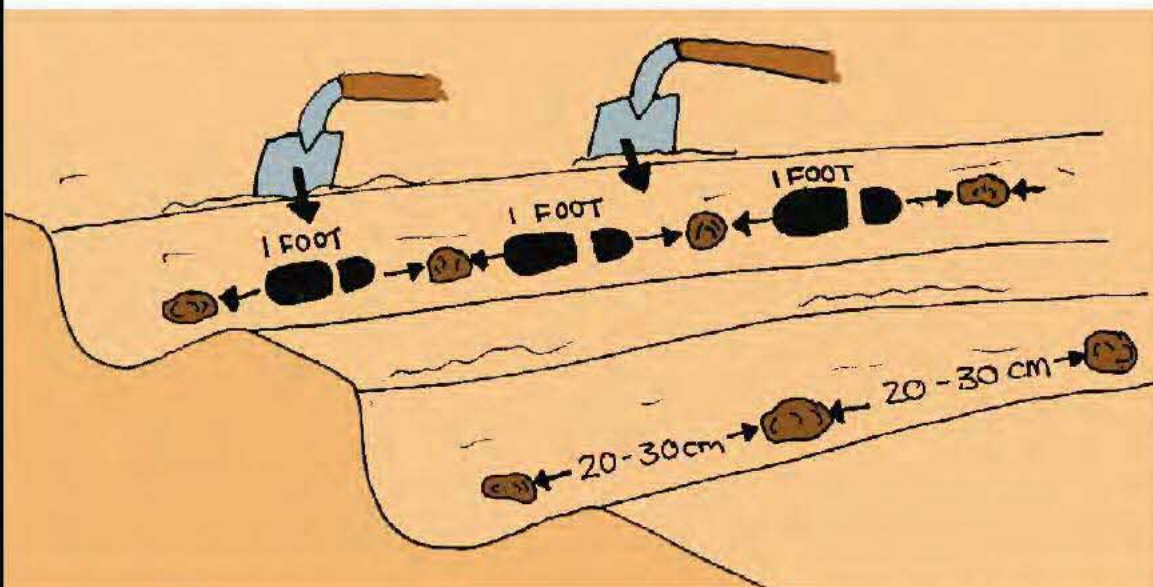
> NEVER PLANT YOUR OWN GROWN SEED



PLANT FROM JULY TO OCTOBER



PLANT WELL SPROUTED TUBERS IN FURROWS 20-30cm APART



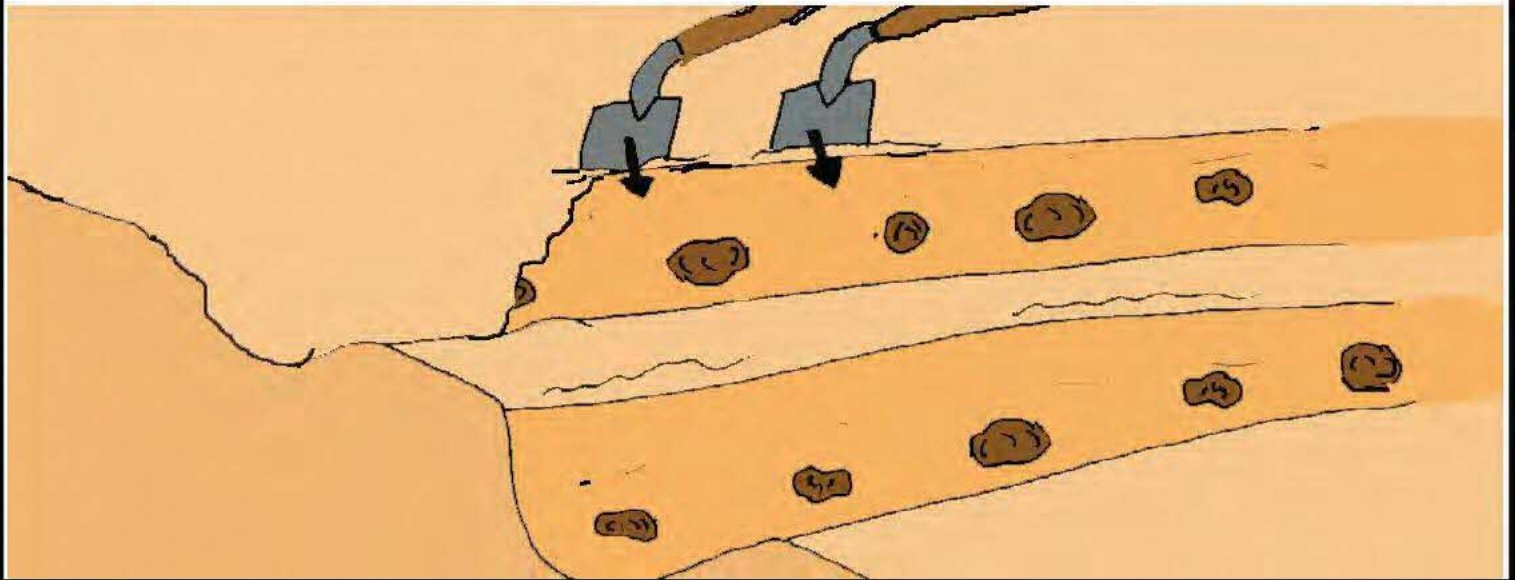
**SMALL TUBERS;
20CM APART**

**MEDIUM TO
LARGE TUBERS;
30CM APART**

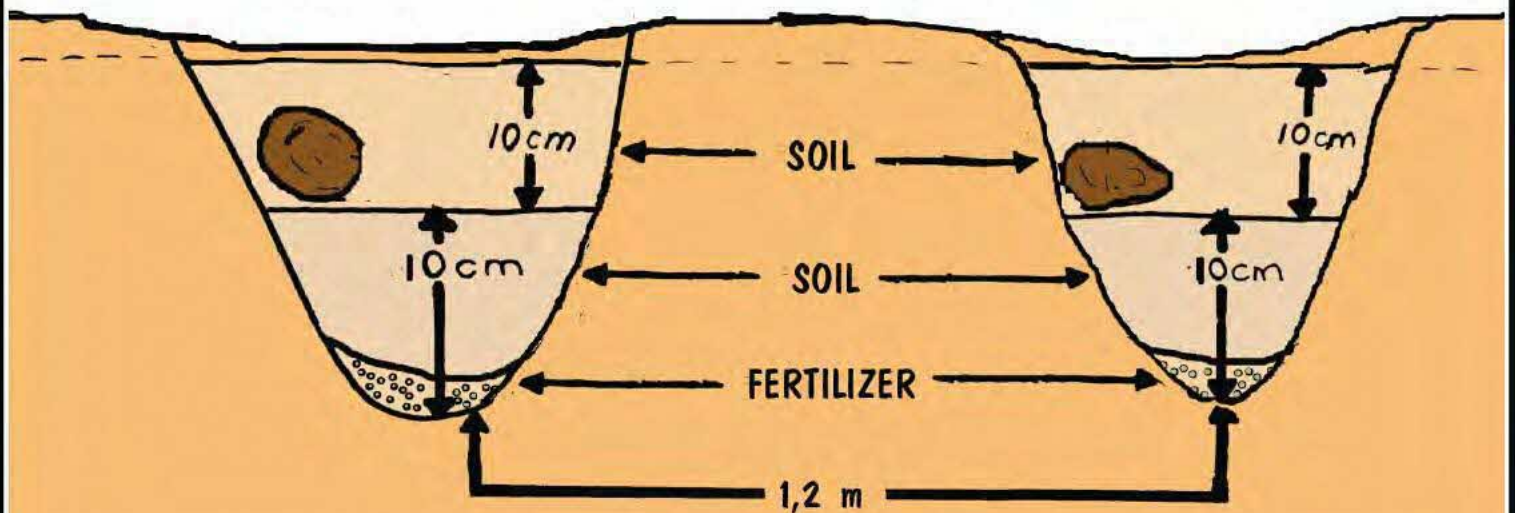
PLANTING: (CONTINUED)



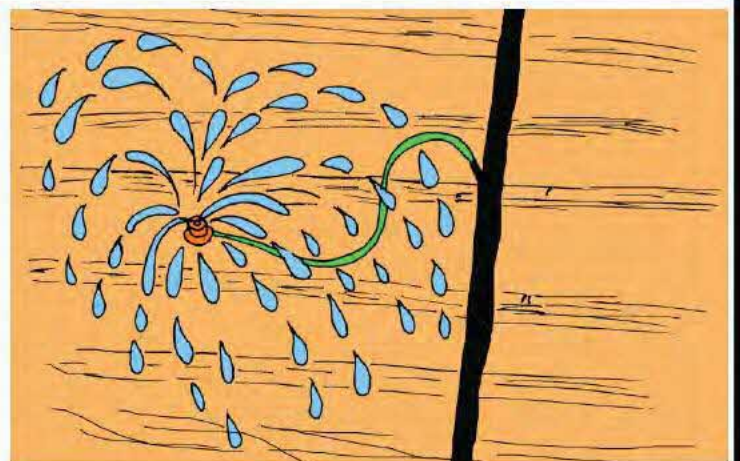
**COVER TUBERS WITH SOIL AS SOON AS POSSIBLE
TO PREVENT SUNBURN (ROTTING)**




SEED POTATO AND FERTILIZER PLACEMENT



**IF POSSIBLE IRRIGATE
ONCE A WEEK**

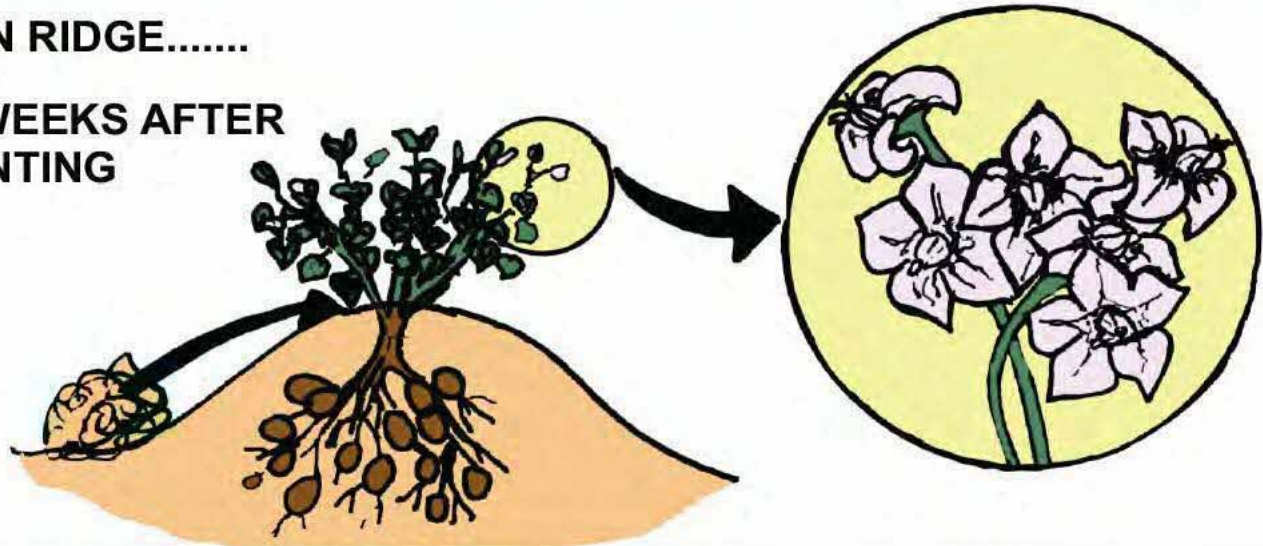


WHEN FIRST FLOWERS APPEAR, TOPDRESS.....



THEN RIDGE.....

5-8 WEEKS AFTER PLANTING



WHY DO WE RIDGE?

A. TO CREATE SPACE FOR TUBERS TO GROW.



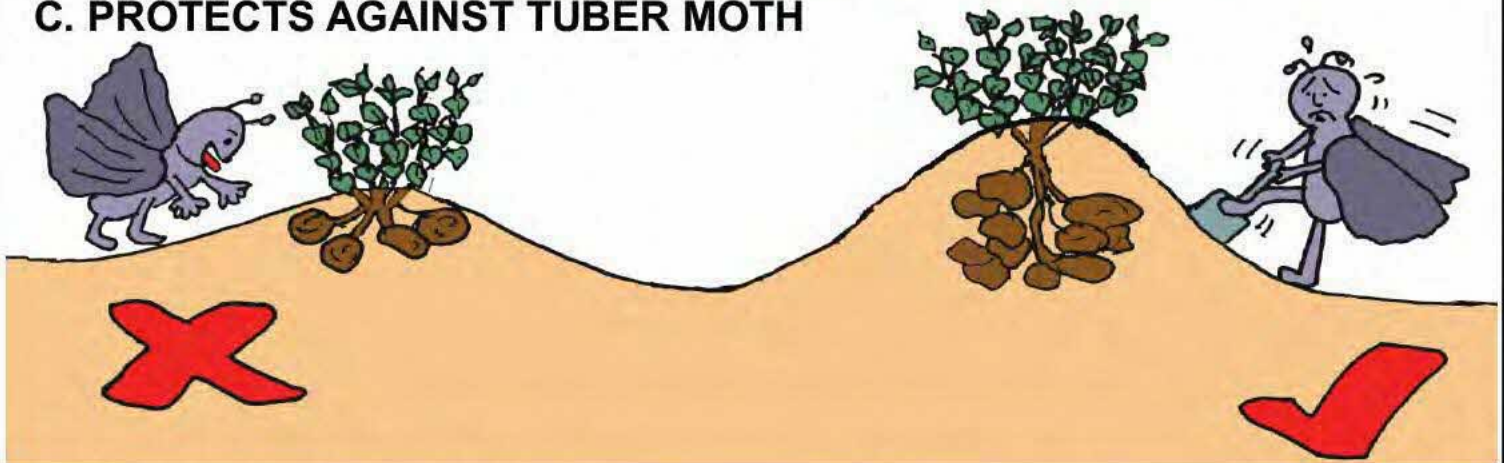
RIDGING: (CONTINUED)



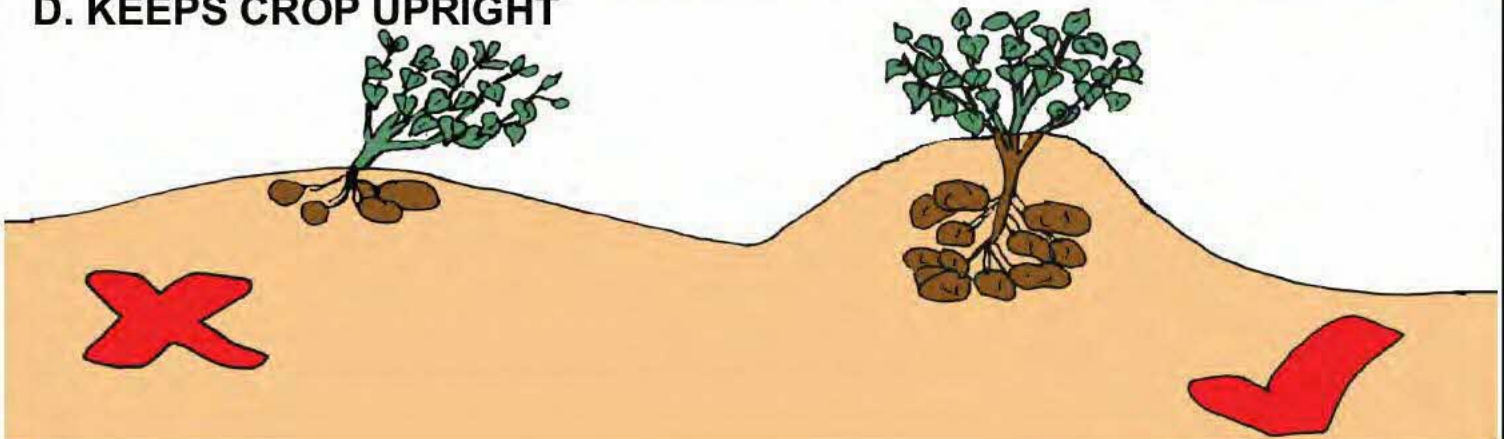
B. MAKES IT EASIER TO LIFT POTATOES



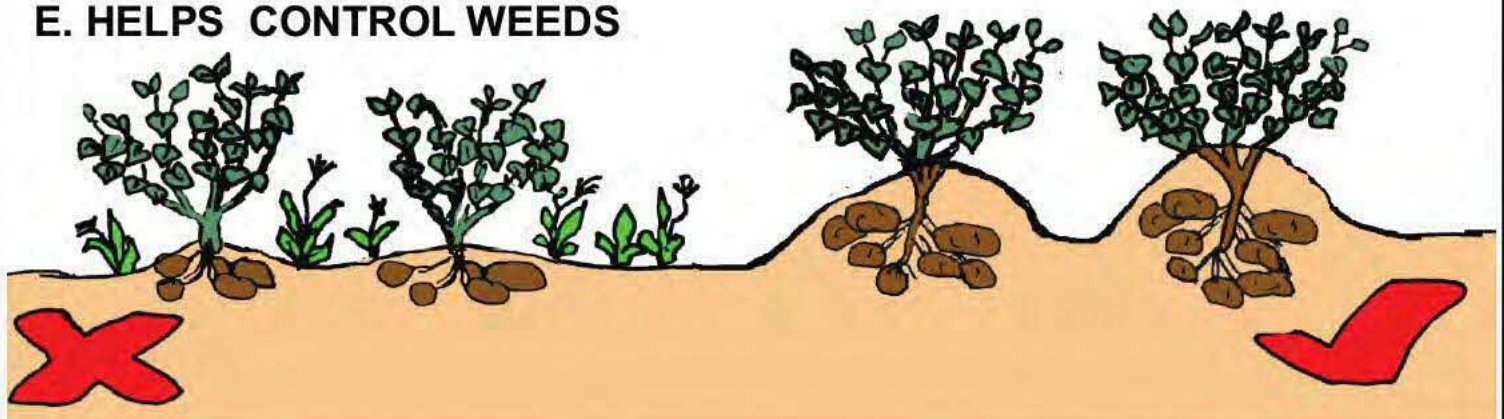
C. PROTECTS AGAINST TUBER MOTH



D. KEEPS CROP UPRIGHT



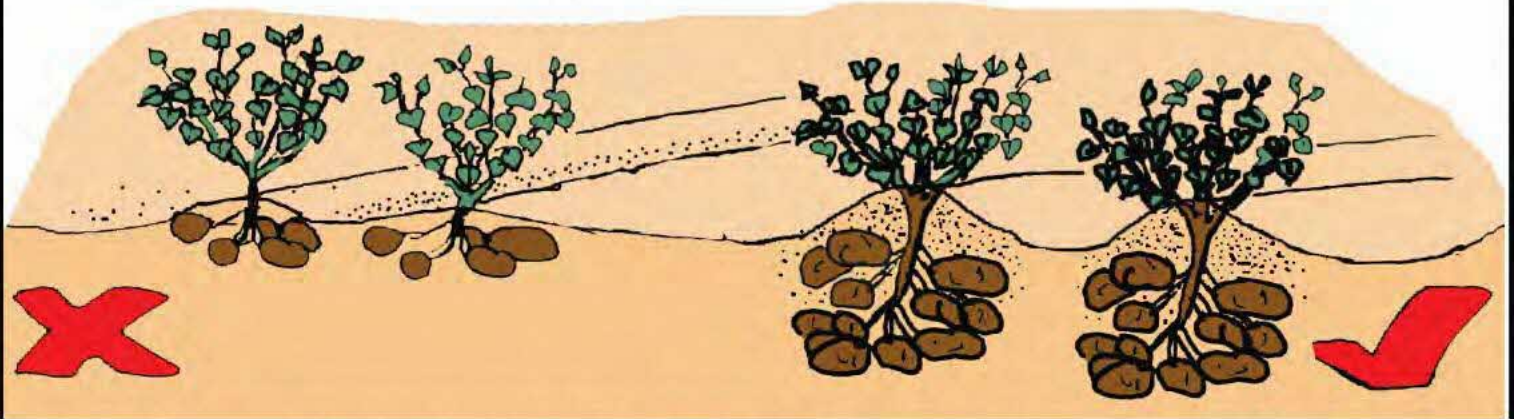
E. HELPS CONTROL WEEDS



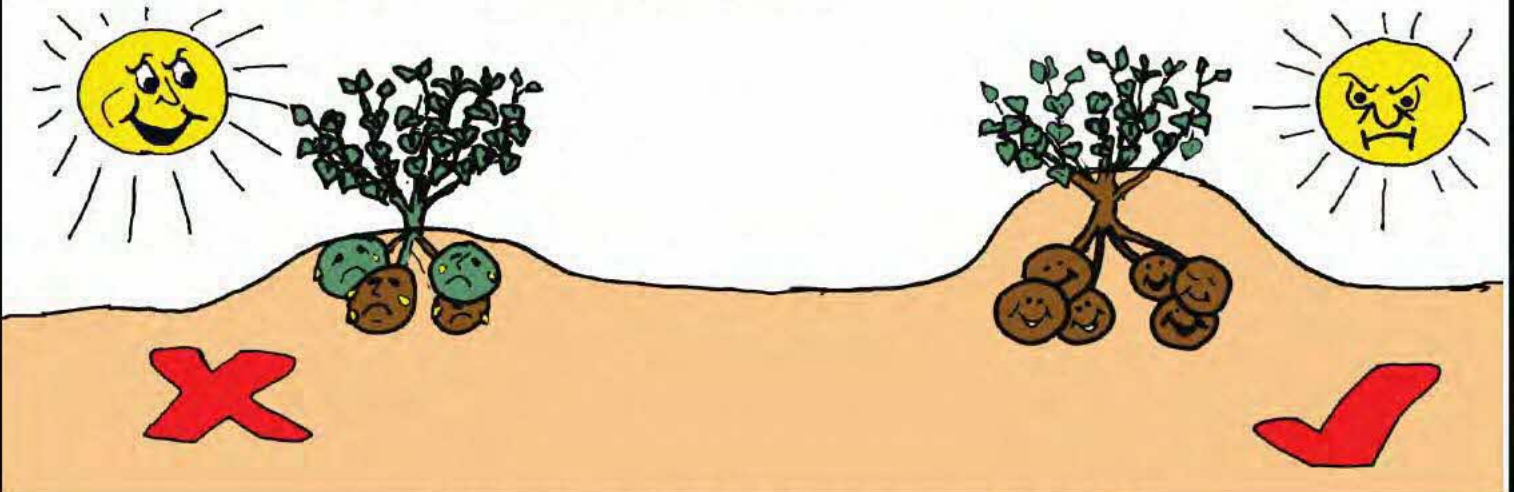
RIDGING: (CONTINUED)



F. INCORPORATES FERTILIZER INTO THE SOIL



G. PREVENTS GREENING OF TUBERS



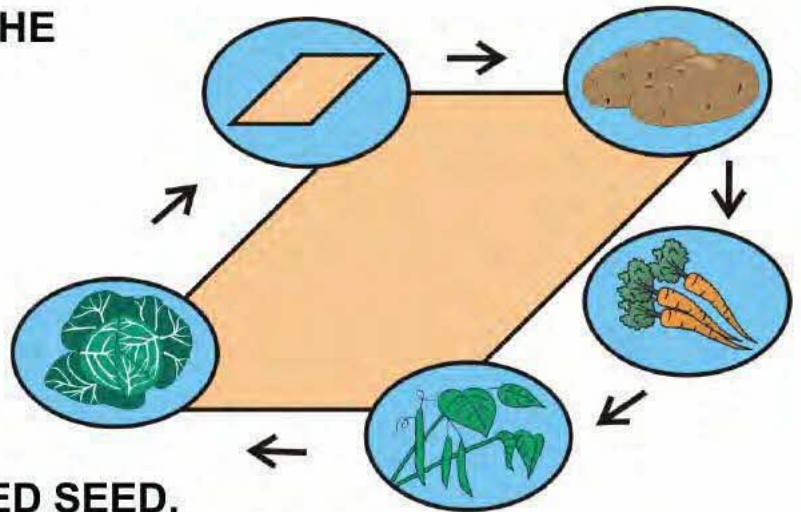
WEED CONTROL

WEED REGULARLY WITH A HOE

- BEFORE PLANTING
- BEFORE RIDGING
- AFTER RIDGING




DO NOT PLANT POTATOES IN THE SAME PLACE EVERY YEAR: PRACTICE CROP ROTATION

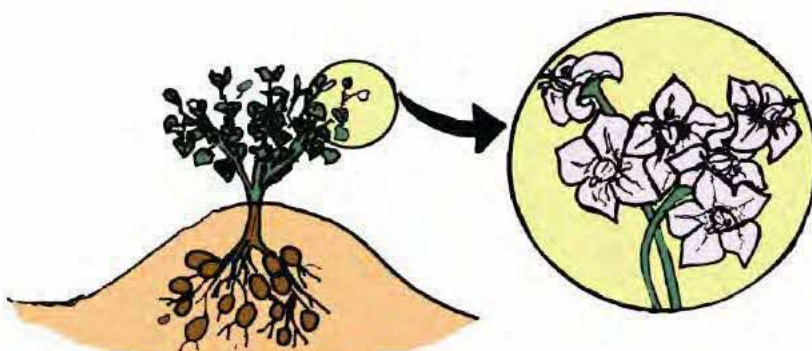


PLANT GOVERNMENT CERTIFIED SEED, CULTIVARS SUCH AS MNANDI AND ASTRID

NEVER PLANT YOUR OWN HOME GROWN SEED



IF NECESSARY, SPRAY POTATOES (MAINLY BP 1) WITH DITHANE M45 EVERY 7 DAYS AFTER START OF FLOWERING



DISEASE IDENTIFICATION



EARLY BLIGHT

CIRCULAR OR ANGULAR LESIONS WITH A YELLOW BORDER, OCCUR AFTER WARM MOIST CONDITIONS.



LATE BLIGHT

WATER-SOAKED DARK AREAS ON LEAVES, OCCUR AFTER MOIST WEATHER



VIRUS INFECTION

DWARFED PLANTS WITH YELLOW OR LEATHERY LEAVES



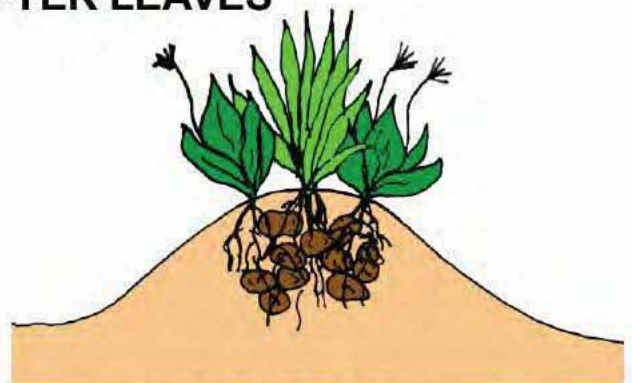
TO HARVEST - USE A FORK OR SINGLE FURROW PLOUGH TO LIFT POTATOES
- DO NOT LEAVE POTATOES LYING IN THE SUN



START TO HARVEST 2-3 WEEKS AFTER LEAVES AND STEMS HAVE DIED




WAIT FOR 2 WEEKS



HARVEST BEFORE WEEDS DAMAGE AND COVER POTATOES

KEEP HARVESTED POTATOES IN A DRY, COOL AND DARK PLACE



OR IN



Physical Address

01 Cedara Road
Pietermaritzburg
3200

Postal Address

KZN Department of Agriculture & Rural Development
Private Bag X9059
Pietermaritzburg
3200

Tel: 033 355 9100/Fax: 033 355 9122

Toll-Free: 0800 000 996

Email: callcentre.agriculture@kzndard.gov.za

Internet: kzndard.gov.za

Intranet: <http://home.kzndard.gov.za>



*KwaZulu-Natal Department of Agriculture
and Rural Development*



@KZNDARD